






|   |   |   |
|---|---|---|
| <p style="text-align: center;"><b>The Wordless Books</b></p> <p>Wordless books give your child the ownership and experience to look at their own book. Research shows that children benefit hugely by exposure to books from an early age. Although these books have no words, they are an important introduction to reading. They provide your child with the experience needed to move onto Phase 2 books where they will need to apply their knowledge of letters and sounds to read words.</p> <p style="text-align: center;"></p> | <p style="text-align: center;"><b>Phase One of Letters and Sounds</b></p> <p>A wordless book still provides many opportunities as set out in Phase One phonics. When you are reading a book to your child you are developing two key skills needed for their later reading and spelling development:</p> <ul style="list-style-type: none"> <li>- The ability to listen attentively.</li> <li>- Enlarging their vocabulary.</li> </ul> <p>You can also draw your child's attention to these aspects in the story using the illustrations:</p> <ul style="list-style-type: none"> <li>- The initial sounds in words.</li> <li>- Words that rhyme.</li> <li>- Adding sounds to the story using voice, body or instruments.</li> <li>- Break down the sounds in words to practise orally blending words together.</li> </ul> | <p style="text-align: center;"><b>Getting to Know Books</b></p> <p>Your child will get the opportunity to explore the books and illustrations. By doing this your child will learn...</p> <ul style="list-style-type: none"> <li>- How to distinguish between the illustrations and the text.</li> <li>- When to turn the pages.</li> <li>- To know to look at the left page first and then the right.</li> <li>- To use the front cover, title and blurb for clues about the book.</li> </ul> <p style="text-align: center;"></p> |
| <p style="text-align: center;"><b>Making Predictions</b></p> <p>Before starting the story why not try reading the title of the book, reading the blurb on the back cover and look at the illustrations on the front cover.</p> <p>You can ask your child 'What do you think this book is about?' 'What characters might be in this story?'</p> <p>You can then continue this as you read the story. Pause at different places and make suggests together about what might happen next.</p>  | <p style="text-align: center;"><b>Making up their own story</b></p> <p>Sharing stories with your child builds up their use of story language and understanding of story structure.</p> <p>Your child can then apply these skills to the wordless books by making up their own stories. They will learn to use the illustrations to create a story with a beginning, middle and end.</p> <p style="text-align: center;"></p>  | <p style="text-align: center;"><b>Language Development</b></p> <p>All of these strategies will support your child's language development and ability to express their own ideas.</p> <p>The wordless books are designed to build your child's vocabulary and develop core speaking and listening skills. They will need to hear you modelling the language to them as you look the illustrations together.</p> <p>Please use the Lilac eBooks alongside actual books and in addition to story books.</p>  |