

# Weekly Overview



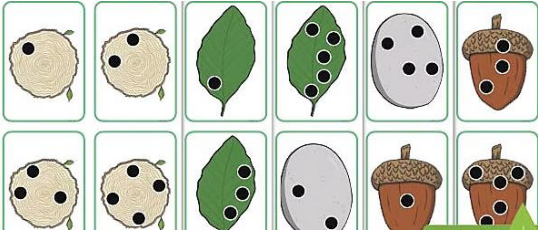
Dear Reception,

Please find below the weekly overview for this week and also the activities to complete at home over the holiday. Should there be any problems with completing the home learning or if you need any further guidance, please email the Reception team on [reception@alexandra.hounslow.sch.uk](mailto:reception@alexandra.hounslow.sch.uk)

Thank you,

The Reception Team

## This week our topic is: Christmas

Personal, Social and Emotional development	Communication and Language	Physical Development
The children will be encouraged demonstrate perseverance during challenging times and to self regulate, such as during the Christmas sing a long and work as part of a team.	This week stories – the children will choose a story from a selection of Christmas story books. They will be encouraged to talk about what they enjoyed about the stories.	For gross motor skills, the focus is on gymnastics and balancing on a range of different equipment. <b>Please ensure your child is wearing their PE kit on a Monday and are not wearing earrings.</b> The children will have opportunities to practise their fine motor skills using different resources in the environment and through handwriting practice.
<b>Key Vocabulary</b>	<b>Maths</b>	<b>Topic</b>
Topic: Christmas, celebrate, world, same, different  Maths: Subitise, how many, how do you know?	In maths, the focus will be on the children practising their subitising skills aiming for the children to recognise how many objects there are without the need to count objects.	The children have been learning and practising singing some Christmas songs. They will perform a 'sing-a-long' to you on Tuesday.
<b>Literacy</b>		
The children will be blending and segmenting sounds in words to write captions and words. The children will be encouraged to engage with books independently.		The children will learn about how Christmas is celebrated around the world.




# Weekly Overview

Phonics	Time To Talk
<p>The focus for phonics this week is to recap the sounds and tricky words taught to date.</p> <p>The children will learn the sounds not the letter names.</p> <p>Using the phonics pack please support your child to learn the sounds and make words to sound out and read. There will be no additional sounds in the pack this week.</p>	<p><i>You may ask your child what they have done in Reception and they may be unable to tell you. By asking them a more specific question, it will support them to respond. Each week we will offer a suggestion of a topic to talk about with your child or give ideas about games to play together. Please encourage your child to talk to you using sentences.</i></p> <p>Tell your child how you enjoyed watching the sing a long and ask what was their favourite part.</p>
<p><b><u>Homework:</u></b></p> <p><b><u>Please find the homework sheet in your child's reading bag. Please complete the activities over the Christmas break and return in January when your child returns to school.</u></b></p> <p>It is important to hear your child read every day.</p> <p>Please listen to your child read the reading books sent home each day and comment in the <b>reading log</b> that you have heard them and provide us with a comment saying how they have read that day. All children will receive 2 reading books and a library book each week. Please will you read the library book to your child.</p> <p>Practise learning the phonics sounds and tricky words sent home each Friday aiming for your child to have a quick recall of the sounds. Try making words using 3 sounds from the letter pack.</p> <p>It is also important that your child hears stories. Please share and read the library book to your child.</p> <p>Please ensure your child brings their book bag and books to school every day.</p> <p>There are some books on Bug Club, please log in and listen to your child read the books.</p>	

# Early Years Home Learning

## End of term project: 'We're Going on a Journey'

Below are some activities for you to do with your child over the holidays.

Personal, Social and Emotional development	Communication and Language	Physical Development
<p>Following watching the story of the Snowman, talk about the emotions that the boy felt: happy, excited, fear, sad etc. Ask your child how they would feel if they had the same experiences as the boy and scribe their response on the attached sheet please.</p> <p>This work will be put into your child's learning journey.</p>	<p>Watch the story together</p>  <p><a href="https://www.youtube.com/watch?v=AjMNtEKHURU">https://www.youtube.com/watch?v=AjMNtEKHURU</a></p> <p>Talk about your favourite parts of the story.</p>	<p>The weather is turning colder, support your child to develop their independence by zipping their own coats.</p> 
Literacy	Maths	Topic
<p>Hear your child read their reading books. Make a comment in the Reading Log to let the class teacher know how they responded to the reading. Remember to read books on Bug Club...your log in is attached to your reading log. It is good to reread books to support your child's fluency and confidence with reading.</p>	<p>Take opportunities to have fun with maths. When going for a walk take opportunities to look for numbers in the environment, for example on houses, on cars, on buses, on road signs, in shops etc.</p> <p>Support your child to understand that there are numbers everywhere and that they have a meaning.</p>	<p>Spend some fun time together using junk modelling/art materials from around the home to create a snowman. Take a photo and send it to <a href="mailto:reception@alexandra.hounslow.sch.uk">reception@alexandra.hounslow.sch.uk</a> ensuring that your child's name and class is written on it.</p>
<p><b>Phonics</b></p> <p>Using the phoneme cards sent home in the plastic wallet, practise recalling the sounds (not the letter names) of each of the letters. Learn to instantly recall the tricky words. Put the sounds together to make words.</p>		

# Early Years Home Learning



My name is \_\_\_\_\_

Draw a picture of the snowman

