








Every Tuesday, you will see the weekly overview that sets out our learning for the week on the learning section of our school website and on Google Classroom. This is the work that children will be doing in school. Please take note of the 'Homework' section at the bottom of the grid. This replaces the home learning grid. Homework will be set on Tuesday and will be expected to be completed by the Monday of the following week

| Year 1 | | Monday | Tuesday | Wednesday |
|-------------------------------|--|---|---|---|
| Reading text | |  |  |  |
| Reading LI | | LI: To make a story for the story <i>The Girl and the Dinosaur</i> | LI: To share a prediction for the story <i>The Girl and a Dinosaur</i> | LI: To share a prediction for the story <i>The Girl and a Dinosaur</i> |
| Reading Introduction and task | | <p>Today we are going to reread the story <i>The Girl and the Dinosaur</i>. We will discuss what happens in the text and what the story means. We will recap what a prediction is and will discuss our predictions on what could happen after the book is finished.</p> <p>The task today is to write the next part of the story after the book ends.</p> | <p>Today we are going to complete our predictions from yesterday. We are going to think about our speaking and listening skills and how we can share our predictions. We will talk about how we can articulate what we have written to the class. We will discuss what it means to be a good audience.</p> <p>The task today is to share our predictions to the class</p> | <p>We are going to continue to think about our speaking and listening skills and how we can share our predictions. We will talk about how we can articulate what we have written to the class. We will discuss what it means to be a good audience.</p> <p>The task today is to continue to share our predictions to the classes.</p> |

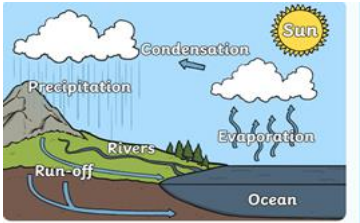


Every Tuesday, you will see the weekly overview that sets out our learning for the week on the learning section of our school website and on Google Classroom. This is the work that children will be doing in school. Please take note of the 'Homework' section at the bottom of the grid. This replaces the home learning grid. Homework will be set on Tuesday and will be expected to be completed by the Monday of the following week

| English | LI: write simple sentences about Spring | LI: to write an acrostic poem | LI: To write and make Easter cards | LI: To learn about how is Easter celebrated? |
|----------------------------------|--|--|---|--|
| English Text |  |  |  |  |
| Key vocabulary and key questions | Key Vocabulary: Capital Letters Full stops Spring Flowers Blossom Lamb Daffodils | Key Vocabulary: Acrostic poem Rhyming words Poem Letters Spring Flowers Blossom Lambs Flowers colourful | Key Vocabulary: Reading Letter Features of a letter Information Easter | Key vocabulary Easter Easter eggs Easter bunnies Hot cross buns Easter story Christians Jesus Good Friday Palm Sunday Easter egg hunt Easter traditions |
| Introduction | Today we are going to talk about what happens in Spring. What changes can you see? We will then brainstorm some terms and things that happen in Spring. | Today we are going to recap what an acrostic poem is. We are going to think of all the things that happen in spring. | Today we are going to reflect on our letter writing and think about how we can write a nice Easter card for a family member. We will think of the features of letter writing before discussing what we could include. | Today we are going to learn why Christians celebrate Easter and what things we do to celebrate at this time of the year. We will watch a video on Espresso and we will talk about all the things children do at home for Easter. |
| Activities | Today we are going to write simple sentences about Spring pictures really paying attention to capital letters and full stops. We will also encourage the use of conjunctions like 'and' 'because' to join our sentences. | Today we are going to write an acrostic poem. We are going to write every line linked to our Spring topic. | Today we are going to write and decorate an Easter card focusing on the features of a letter that we learned about last week. | Today we are going to write in simple sentences what children do at home to celebrate Easter. If children do not celebrate Easter, they can write about what the best time of the year is. |

Every Tuesday, you will see the weekly overview that sets out our learning for the week on the learning section of our school website and on Google Classroom. This is the work that children will be doing in school. Please take note of the 'Homework' section at the bottom of the grid. This replaces the home learning grid. Homework will be set on Tuesday and will be expected to be completed by the Monday of the following week




| Year 1 Maths | Monday | Tuesday | Wednesday | Thursday |
|---|---|---|--|--|
| Maths | LI: To introduce weight and mass | LI: To measure mass | LI: To measure mass | LI: To compare mass |
| Key vocabulary and key questions | <p>Key Vocabulary: weight mass heavy light heavier than lighter than</p> <p>Key Questions: How do we measure mass? What words can we use to describe mass? Which is heavier? Which is lighter? How do you know?</p> | <p>Key Vocabulary: measure mass object non-standard units scale balanced balance scale</p> <p>Key Questions: When the scales are balanced what does that mean? Which object is heavier? What has the same mass? What object is lighter?</p> | <p>Key Vocabulary: measure compare object mass non-standard units heavier lighter equal to</p> <p>Key Questions: How many cubes weigh the same as ____? What is the mass of ____? Are bigger objects always heavier?</p> | <p>Key Vocabulary: compare object mass non-standard units heavier lighter equal to</p> <p>Key Questions: Can we order the objects heavier to lighter? Why do we need to use the same unit of measure to compare?</p> |
| Introduction | . This week we are learning all about weight and mass. Today children will be introduced to weight and mass and the vocabulary linked to this. We will discuss what words such as heavy, heavier, light, lighter mean. | Today children will learn how to measure mass. They will use the vocabulary 'heavier than' and 'lighter than'. We will practise using a balance scale together and how to find out the mass of an object. | Today children will continue to measure the mass of objects. They will learn how to use cubes to measure mass. They will continue to compare objects using vocabulary such as heavier than, lighter than and equal to or the same. | Today children will compare objects of different masses. Using non-standard units, we will order objects from lighter to heavier and explain how we know. |
| Activities | Children will become human balance scales and practise measuring the mass of different objects in the classroom by holding them and describing them using heavy, light, heavier than, lighter than. | The children will use balance scales to find the mass of objects in the classroom. They will record which object is heavier or lighter and if any objects have the same mass | Children will compare objects on the balance scales. They will work out how many cubes are needed to find the mass of different objects. | Children will work through reasoning and word problems to practise ordering and comparing mass. |

Every Tuesday, you will see the weekly overview that sets out our learning for the week on the learning section of our school website and on Google Classroom. This is the work that children will be doing in school. Please take note of the 'Homework' section at the bottom of the grid. This replaces the home learning grid. Homework will be set on Tuesday and will be expected to be completed by the Monday of the following week

| Reading | Science | Geography | RE |
|---|--|---|---|
| <p><u>Daily for 20 minutes</u></p> <p>Read different types of writing: a picture book, an adventure story, poems, newspaper, comic, cereal boxes, instructions for games and the reading books sent home.</p> <p><u>Phonics</u> <u>APS Phonics- Phase 5 – Taught daily</u></p> <p>This week, the children will be continuing phase 5 alternative spellings. First, we will recap the original grapheme and phoneme before identifying the alternative spelling. The alternative spellings for this week are: ar, air, or. Next, children will practise segmenting and blending to be able to read words and sentences containing these alternative spellings. Finally, they will use their phonic knowledge to write word associated sentences.</p> <p>This week tricky/high frequency words will be taught throughout the week, within lessons as Friday is an inset day and children will not be at school.</p> <p>Alternative pronunciations this week: /ar/ spelt al (as in calf) /air/ spelt ere (as in there) /air/ spelt ear (as in pear) /or/ spelt a (as in all)</p> | <p><u>LI: To understand the water cycle.</u></p> <p>Introduction: Recap on the learning so far.</p> <p>Task: The children will learn about the water cycle. They will identify the different parts of the process.</p>  <p>Task: The children will carry out an investigation to find out what happens to the water outside. They will make a prediction, carry out the investigation and then find out the results.</p>  <p>Task: To complete the end of unit assessment.</p> <p>The children did an assessment at the beginning of the topic to show what they knew about the weather and seasons. The</p> | <p><u>LI: To reflect on what I know about 'Or Country'.</u></p>  <p>Introduction: Recap on the learning so far.</p> <p>Task: To complete the end of unit assessment</p> <p>The children did an assessment at the beginning of the topic to show what they knew about the weather and seasons. The children will now be able to show what they have learned and know now.</p> <p>Key words</p> <p>Country</p> <p>Landmark</p> <p>City</p> | <p><u>LI: To reflect on our learning</u></p> <p>Today we are looking back at the learning we have done in RE this half term. We will think about how Christian's respect Jesus and what happened during the Easter Story. We will think about how we show respect to someone we admire.</p> <p>The task today is to draw a portrait of a person that we admire and to write how we show respect to them.</p> |

Every Tuesday, you will see the weekly overview that sets out our learning for the week on the learning section of our school website and on Google Classroom. This is the work that children will be doing in school. Please take note of the 'Homework' section at the bottom of the grid. This replaces the home learning grid. Homework will be set on Tuesday and will be expected to be completed by the Monday of the following week

| | | | |
|--|--|---|--|
| | <p>children will now be able to show what they have learned and know now.</p> <p>Key words</p> <p>weather, sunny, cloudy, rain, light rain, winds, warm, snow, foggy, bright, thunder, lightning, storm, symbol, seasons, water, evaporation, condensation, precipitation, water cycle.</p> | <p>Countryside</p> <p>Town</p> <p>Village</p> | |
|--|--|---|--|

| Art | PSHE | Homework |
|---|--|---|
| <p><u>LI: To make Easter decorations</u></p> <p>Today we are going to make Easter decorations to celebrate the end of term. We will think about what people do to celebrate Easter and how they decorate. We will discuss the symbolism of the chicks, Easter eggs, Bunnies and carrots.</p>  | <p><u>LI: To understand that my body is amazing and can identify some ways to keep it safe and healthy</u></p>  <p>This week in our final session of our 'Healthy Me' topic, children will review what they have learnt this half term about their bodies and the ways they can keep it safe and healthy.</p> <p><u>Introduction:</u> We will start the lesson with a warm up game of 'Healthy Me'. Where they will act out healthy ideas and the other children will have to guess what the healthy idea is.</p> <p><u>Task:</u> This week there will be two tasks. First the children will complete an evaluation sheet and next they will create a 'Healthy Me' poster with all their learning this half term.</p> | <p><i>Homework is set on a Tuesday and is expected to be completed by the following Monday.</i></p> <p>Remember to read <u>every day</u>.</p>  <p><u>For Phonics this week:</u> Have a look at the reading section of the overview. Look out for the alternative pronunciations and spellings when you are reading and writing.</p> <p>https://www.youtube.com/watch?v=4A9zcM9hDPY https://www.youtube.com/watch?v=63f2wzcqwcl</p> <p>Read the alien words using your sound buttons. Remember to blend the words.</p> |

Every Tuesday, you will see the weekly overview that sets out our learning for the week on the learning section of our school website and on Google Classroom. This is the work that children will be doing in school. Please take note of the 'Homework' section at the bottom of the grid. This replaces the home learning grid. Homework will be set on Tuesday and will be expected to be completed by the Monday of the following week



Key questions:

What have we been learning this half term?
How can you keep your body healthy and happy?
What ways can we keep our bodies healthy?
How can we cross the road safely?
How should medicine be used?

Key Vocabulary: healthy, happy, safe, safety, diet, water, exercise, green cross code, medicine, grown-ups.

For Maths: Use the ruler provided and find some objects to measure from around your home! What you measure is up to you! Remember the measuring rules that we learnt at school.

Holiday homework:

After the holidays we will be starting our new Topic 'Road to Extinction'.

We would like you to choose your favourite dinosaur and create a poster with pictures and facts. Make it colourful and detailed!

