Year Group: 1 Week beginning: 31st October 2022

Weekly overview of learning

Alexandra Primary School

Aspire, Perform, Succeed

Year 1 Weekly overview		Wednesday	Thursday	Friday
Reading text		 **Dave and the Tooth Fairy**	 **Dave and the Tooth Fairy**	 **Dave and the Tooth Fairy**
Reading LI		**LI:(strategy 1) To make links to events in a text and events in real life**	**LI: To compare a text to another**	**LI: To identify a theme of a text**
Reading Introduction and task		Today we are looking at the front cover of our new reading text *Dave and the Tooth Fairy*. We will discuss the title and what it means to us. Our task today is to recount a story of when we lost a tooth. How did we lose it? What was it like when it was wobbly? What happened afterwards?	Today we are going to make connections to texts that we may know. We will talk about other fairy tale stories and other fairy stories. We will talk about how fairies are represented in those stories.	As a precursor to making a prediction next week we will look at the front cover of the book. By looking at the front cover we will discuss if we can think of the theme of the book. We will decipher the main character's facial expression to determine if the book's theme could be about friendship, family, growing up etc.

Year Group: 1 Week beginning: 31st October 2022

Weekly overview of learning

Alexandra Primary School

Aspire, Perform, Succeed

English	**LI: To understand what a poem is.**	**LI: To read and act out a poem**	**LI: To visualise a poem**	**LI: To perform a poem**	**LI: To know how to form upper and lower case letters.**
English Text					
Key vocabulary and key questions	**Key Vocabulary:** Poem Poetry Rhyming words Rhythm describe features story culture **Key Questions:** What is poetry? What is a poem? Why do we have poetry? What are the features of a poem? What is culture? What are cultural poems?	**Key Vocabulary:** Poem Poetry Rhyming words Rhythm describe features story culture Stanza **Key Questions:** What is poetry? What is a poem? Why do we have poetry? What are the features of a poem? What is culture? What are cultural poems?	**Key Vocabulary:** Poem Poetry Rhyming words Rhythm describe features story culture Stanza Visualise Line **Key Questions:** What is poetry? What is a poem? Why do we have poetry? What are the features of a poem? What is culture? What are cultural poems? How do I visualise? What does visualise mean? How can I visualise a poem?	**Key Vocabulary:** Poem Poetry Rhyming words Rhythm describe features story culture Stanza **Key Questions:** What is poetry? What is a poem? Why do we have poetry? What are the features of a poem? What is culture? What are cultural poems? How do I perform a poem? How can I be confident in performing a poem?	**Key Vocabulary:** alphabet upper case letter lower case letters capital letters handwriting **Key Questions:** How do I write in capital letters? When do I need to use capital letters? When do I write in lowercase letters? How do I write on the line? How do I write neatly?
Introduction	We are starting a new topic in English this half term. Today we are returning to poetry. We will think about what poetry is and how it is different from narrative stories. We will briefly go over the features of a poem before we go in more depth tomorrow.	Today we are going to focus on a cultural poem by Grace Nichols. We will read the poem together and discuss it. We will then think about actions to act it out.	Today we are going to visualise the poem by Grace Nichols. We will talk about what visualising means and how it can be helpful to remember a poem and to figure out what the poem means.	Today we are going to discuss what we visualised yesterday. We will recap the poem and its features. Today we will talk about what it means to perform a poem, how to have confidence in ourselves and to work together as a group.	Today we will discuss capital letters. We will talk about when they are needed and why we use them. We will discuss the formation of capital letters and how they are different from lowercase letters.

Year Group: 1 Week beginning: 31st October 2022

Weekly overview of learning

Alexandra
Primary School
Aspire, Perform, Succeed

Activities	Today we are to look at different cultural poems. The task today is to label a poem and write why it is different to story writing.	As a class we will think about actions to a poem and act it out together.	The task today is to visualise a poem based on what we have acted out. The children will draw what they visualise. If they have time they will label what they have drawn.	In groups the children will perform the poem by Grace Nichols to their friends.	The task today is to write the alphabet in upper and lowercase letters. Making sure that the formation of letters are correct and that the handwriting is neat and on the line.

Year 1 Maths	**Monday**	**Tuesday**	**Wednesday**	**Friday**
Maths	**LI:** To assess my prior learning	**LI:** To find number bonds within 10	**LI:** To use systematic number bonds within 10	**LI:** To find number bonds to 10
Key vocabulary and key questions	**Key Vocabulary:** Number Add Part whole model Number bond Count Draw Write Check **Key Questions:** What is the question asking you to do? Can you show your working out? Did you check your answer?	**Key Vocabulary:** Number bond Number Different ways Split Part Whole **Key Questions:** How many ways can you make __? What is a number bond? How can you split the whole into 2 different parts?	**Key Vocabulary:** Number bond Number Systematic Order **Key Questions:** What is a number bond? How can we make sure we don't miss any number bonds? Do you notice a pattern? Can you find all the number bonds to __?	**Key Vocabulary:** Number bond Number Systematic Order **Key Questions:** Can you find all the number bonds to 10? How can you make sure we write down all the number bonds to 10? Can you write the number bonds down in order?
Introduction	Today we are going to reflect on all the maths we have learnt since the children started Year 1! We will take a quiz to see how much they remember and see if they can answer some questions independently.	This week we will be looking at number bonds to 10. Today we will look at making 5 and 7 in as many different ways as possible.	Today we will focus on making systematic number bonds within 10. That means we put all the number bonds in order, such as 0+5, 1+4, 2+3… and so on.	Today we will look at number bonds to 10. We will try to find them all by using a part whole model. Then we will use our systematic approach to put them all in order.
Activities	The children will be given a set of questions about things we have learnt so far. They will have a go at finding the answer and writing it clearly. They do not need to worry about this. It is for their teachers to see what you have learnt and what we need to spend more time on this half term.	The children will be given a set of 5 and then 7 cubes or counters. They will see how many ways they can make the whole number by splitting the group of counters or cubes into 2 different parts.	The tasks will be to find the systematic number bonds to 5 and then to 7. The challenge is to spot the number bonds that do not belong to 6.	The tasks today will be to draw the number bonds to 10 using a 10 frame. Then they will write number sentences for each number bond. The challenge is to colour a number bond rainbow and fill in the missing number sentences.

Year Group: 1 Week beginning: 31st October 2022

Weekly overview of learning

Alexandra Primary School
Aspire, Perform, Succeed

Reading

Daily for 20 minutes

Read different types of writing: a picture book, an adventure story, poems, newspaper, comic, cereal boxes, instructions for games and the reading books sent home.

Phonics
APS Phonics- Phase 5 – Taught daily

This week, the children will be starting phase 5 phonics. The focus is for children to recognise and use alternative phase 5 sounds such as, **ay, ou, ie** and **ea.** Next, children will practice segmenting and blending in order to read words and sentences containing these sounds. Finally they will use their phonic knowledge to write word associated sentences.

The tricky words for this week are:
oh, people, their and **Mr.**

The high frequency words this week are:
it's, went, just, help and **children**

Sounds to practice this week:
ay (ai) **ou** (ow) **ie** (igh) **ea** (ee)

Science

LI: To introduce the new topic of animals and habitats

Introduction: This week we will be learning about animals and their habitats.

Task: We will be discussing different animals and their habitats. Children will make a poster with their favourite animal and the habitat they live in and add key questions. For example, what does it look like? What does it sound like?

Key words and questions:
habitat
What does it look like?
What does it sound like?
Where does it live?


Friday 4th November 2022
LI: To introduce the new topic of animals and habitats

Geography

LI: To understand where I live

Introduction: This week we will be learning about where we live and what is around our area.

Task: We will be discussing our local area and what children see around their school. Children will label a picture of APS with what they see around it.

Key words:
Local area
Where?
Alexandra Primary School



RE

LI: To understand the importance of gifts

Introduction: This week we will be looking at the importance of gifts. We will think about what makes gifts special and why we give gifts.

Task: We will discuss how it makes us feel when we give a gift and how does it make us feel when we receive a gift? Children will draw or write about a time they gave or received a gift and why it was special to them.

Key Questions:
How do you feel when you receive a gift?
How do you feel when you give a gift?

Key Words: gift, receive, give, special

Year Group: 1 Week beginning: 31st October 2022

Weekly overview of learning

Alexandra Primary School

Aspire, Perform, Succeed

DT

LI: To learn about 3d structures

This week we are beginning a new topic for DT. We will be learning about 3d structures and what the term 3d means. We will talk about what it means and how to make a 3d structure. With this we will be learning about the history of Lego and why Lego can be a good learning tool. The task today is to design and build a 3d structure out of Lego.

PSHE

LI: To identify the similarities between people in my class.

This week we will be sharing our ideas with Jigsaw Jack and Jerry Cat about the similarities we have with others in our class.

Introduction: This week we will start with the 'I am special' song followed by a game of 'Switch'.

Task: This week's task is to create a t-shirt for your partner with three similarities you both have.

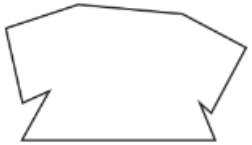

Key questions: What does similarity mean?
What is the same?
How can we find similarities we may have?
Why do people have similarities?

Key Vocabulary:

same
similarity
similarities
spot
find
interests
hobbies

Homework

This week we would like you to complete the following tasks:



For English we would like you to write a recount of your half term holiday. What have you been doing? Where did you go?

Please remember to include:
Capital letters
Finger spaces
Full stops
Adjectives (describing word)

For Maths, we would like you to complete the part-whole models. Draw them into your pink books.

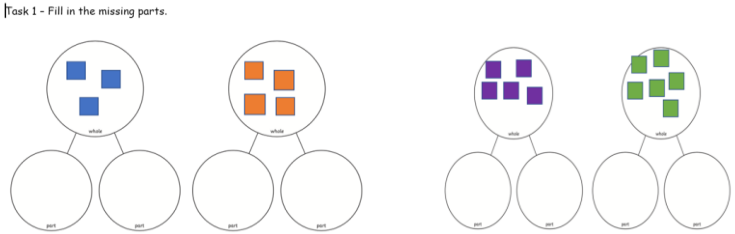

Can you find the parts? Draw and write the numbers.

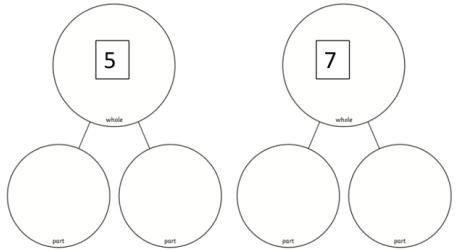

Challenge: