

# Alexandra Primary School

## Year 4

---

Wednesday 21<sup>st</sup> September 2022



**Alexandra**

Primary School

**Aspire, Perform, Succeed**

Our Vision:

Children at Alexandra have high aspirations to be able to perform and succeed at school and beyond

We encourage all children to:

**Aspire** to be successful learners who enjoy learning;

**Perform** as well as they can, make progress and achieve and become confident individuals who are able to live safe and fulfilling lives;

**Succeed** as responsible citizens who make a positive contribution to society.

# Who's who in Year 4?

## Teachers

4H – Miss Hynes

4S – Ms Smith

4E - Mrs Edwards

## Teaching Assistants

Ms Hamilton

Ms Bavin

Ms Preeti

# Our Topics This Year

- Autumn – Frozen Kingdom
- Spring – Orient Express
- Summer – Romans on the Rampage

Please see the Curriculum overview for Year 4 for the skills and objectives in detail, which will be available to see on our website.

Our weekly overview, which will be available on our website and on Google Classroom, will also contain this information in detail.

# Year 4 Routines and Expectations

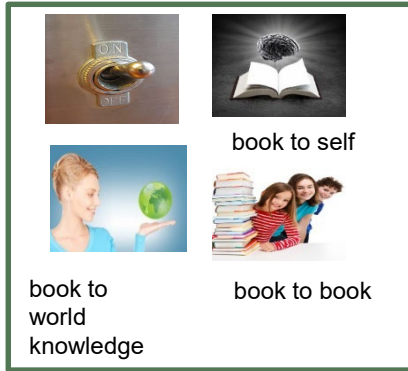
- Doors open at 8:40am. Pick up is at 3:30pm
- Reading record/pupil planner in every day
- Uniform – labelled clearly (\*pre-loved uniforms available to buy)
- Provide healthy snack if wanted
- Healthy packed lunch
- Homework (set on Tuesday. Where applicable, due in the following Monday each week). Children should know their username and password for each school app and be able to log in to their online apps independently at this stage.



# Reading at school

- At Alexandra Primary School we see reading as an integral part of the school curriculum that impacts on all learning.
- We use children's literature to support and develop high quality learning and a whole school love of reading.
- We value the importance of being a confident reader and want children to enjoy reading a wide range of different books.
- Children develop the skills for reading through the teaching of the '8 reading strategies'. We focus on one of the strategies each week, with the teacher clearly talking about and modelling the skill so that children learn how to be more active readers.

# Strategies to help us understand and enjoy reading, as we read we .....




Use our background knowledge and connect to text


Ask questions, predict, I wonder...



Visualise



Think like a detective- use inference




Notice breakdown...



and repair it



Watch out for VIP words/ phrases/ideas



...and put together to build GIST

# Reading at home

- Children are expected to read each night (for 20 minutes or so) and parents are asked to comment in their diaries.
- Please listen to your child read each day. Write the name of the book, the chapter or pages read and a short comment about your child's reading and understanding of the text.
- When you listen to your child read, it is very important that you ask your child questions about what they have read as this is what will demonstrate if they have understood what they have read.
- Please keep your child's books in their book bag and return them to school daily.
- If your child reads other books at home, please feel free to write the name of this book in your pupil planner.
- In Year 4, we still use Bug Club, where children can answer questions about texts which have been set to test their comprehension skills. In addition, we use Reading Plus.






# Maths

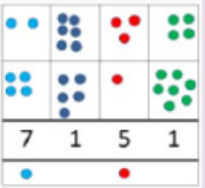
In Year 4, we focus on becoming more efficient in Mental Maths and in the calculation strategies we use. To ensure clarity, please see the Maths calculation policy on the school's website to ensure that we are teaching the same strategies at school and at home.

**Year 4**  
**Add numbers with up to 4-digits.**



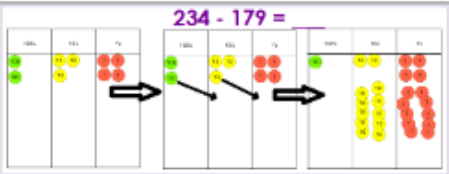
Children should be encouraged to still use Dienes and Place Value counters to assist their understanding of exchanging. Moving onto the skills of exchanging ten Ones for a Ten, ten Tens for a Hundred and ten Hundreds for a Thousand.

Move children onto drawing out their own versions using place value grids to assist them. Again, exchanged numbers will appear underneath the appropriate column.



Continued method. However, exchanged numbers will appear underneath the appropriate column.

**Year 4**  
**Subtracting Tens and Ones – Subtract with up to 4 digits.**



234 - 179 =

Introduce the decimal subtraction through the context of money. Model the process of exchanging using numicon and Dienes blocks before approaching the skill with Place Value counters.

Take a similar approach to that undertaken in Year 3.

https://www.alexandra.hounslow.sch.uk/index.php/learning-maths

Home About **Learning** Gallery Calendar News Statutory docs Contact Covid-19

Learning overview

Pupils ▶

Curriculum

English

**Maths**

PSHE

Science

Foundation subjects

Nursery

Reception

Year 1

Year 2

Year 3

Year 4

## Maths

Maths is a subject that weaves together a multitude of skills and procedures. The focal points of maths revolve around helping children to become more fluent, particularly in using number and applying their skills and knowledge in other areas. This will help children to solve equations quicker and more efficiently, become better at reasoning; so children can justify the choices they make when approaching a problem and finally, become better problem solvers; a skill that is an important life skill for children's future lives and careers.

**Curriculum overview:**

- Maths at APS
- Maths Curriculum Coverage
- [Maths Calculation Policy](#)
- Maths Skills Progression



The Multiplication Tables Check is to be taken towards the end of Year 4 to make sure children are meeting the benchmark of memorising their multiplication facts up to  $12 \times 12$  before moving up to Upper Key Stage 2 (Year 5 and Year 6).



When children have quick recall of their multiplication facts, it allows them to work more efficiently and to apply this knowledge to other concepts in their Maths lessons.

# Doodle

- Through Doodle we can set:
- Maths - A variety of maths tasks linked to recent learning.
- Spelling - Linked to recent English lessons and the spelling pattern of the week.
- Reading - Focusing on reading comprehension skills.

# Spelling

- Spellings are taught through English lessons and your child will have weekly spelling homework.
- We expect children to understand the meaning of the words being learnt as well as the spelling.
- The spellings include words from the Year 3/4 common exception word list and we focus on a particular pattern each week.
- Your child will have a weekly spelling/dictation test but, before the test, they will have looked at the patterns of the spelling. This way, they are not just learning them for a test.

## Year 3 and 4 Common Exception words

accident(ally)	certain	experiment	important	ordinary	reign
actual(ly)	circle	extreme	interest	particular	remember
address	complete	famous	island	peculiar	sentence
answer	consider	favourite	knowledge	perhaps	separate
appear	continue	February	learn	popular	special
arrive	decide	forward(s)	length	position	straight
believe	describe	fruit	library	possess(ion)	strange
bicycle	different	grammar	material	possible	strength
breath	difficult	group	medicine	potatoes	suppose
breathe	disappear	guard	mention	pressure	surprise
build	early	guide	minute	probably	therefore
busy	earth	heard	natural	promise	though
business	eight	heart	naughty	purpose	thought
calendar	eighth	height	notice	quarter	through
caught	enough	history	occasion(ally)	question	various
centre	exercise	imagine	often	recent	weight
century	experience	increase	opposite	regular	woman/women

# PE/Swimming

On normal (non-swimming) PE days, your child should wear their school PE kit into school.



# PE/Swimming

Each Friday, we ask that you ensure your child brings the following items in a **named bag**:

- **Swimming costume/trunks (no bikinis or baggy swim shorts)**
- **Towel**
- **Swimming hat (for girls and boys)**

**Children are not allowed to wear earrings or any other jewellery in the swimming pool.** Every child is expected to go swimming every week. When the weather is cold, they still go swimming. Please make sure your child has the appropriate clothing and a coat. It would also be helpful if you could discuss at home things like, drying properly, looking after their clothes and swim wear and doing their coat up before going outside.

# How to contact us:

- A member of staff is at the gate every morning. We can pass on messages to your class teacher.
- You can write a note in your child's pupil planner.
- You can phone the school office or email at [office@alexandra.hounslow.sch.uk](mailto:office@alexandra.hounslow.sch.uk)
- You can email the year 4 team at [year4@alexandra.hounslow.sch.uk](mailto:year4@alexandra.hounslow.sch.uk)
- Thank you for your time today. We look forward to working with you over the coming year.